



Assessment Guide

Basic Scaffold Inspector

NSQF Level - 4.5

Sector: Cross Sectoral

Occupation: SCAFFOLDING ENGINEERING & MANAGEMENT

Qualification Pack Code: SSD/VSQ/Q0201

Version: 1.0



Table of Contents

Qualification Structure	3
Guidance for assessors	5
Assessments	13
Practical Observation Checklist.....	14
Tools, materials, and consumable list	25
Assessment Methods/Tools.....	28
Assessment Evidence Form	43
Assessment summary	44
Assessment Summary Sheet.....	45



Qualification Structure

To achieve full certification as Basic Scaffold Inspector, trainees must complete all seven units (NOS) and pass assessments. The assessments will comprise of theory & practical tests.

Sl. no	Unit No. (NOS)	Title	Assessment method
001	SSD/VSQ/N0201	Scaffoldings and Specifications	The assessment will be made for the competencies required by the trainee on skills, knowledge & understanding of types of scaffoldings, components, specifications, uses under specific conditions and protections required for safe use related to scaffolding systems. The assessment will be based on theory, viva-voice or practical.
002	SSD/VSQ/N0203	Scaffold Drawings & Designs	The assessment will be made for the competencies required by the trainee on skills, knowledge & understanding of scaffolding drawings, codal provisions in designing, design factors, load calculations and design of supported scaffoldings up to a height of 20 meters. The assessment will be based on theory, viva- voice or practical.
003	SSD/VSQ/N0204	Safety, Inspection and Documentation	The assessment will be made for the competencies required by the trainee on skills, knowledge & understanding required by the professional for ensuring compliance of design, safety of scaffolding platform, process to be followed & documentation to be maintained during & after the inspection process of the scaffoldings. The assessment will be based on theory, viva- voice or



			practical.
004	SSD/VSQ/N0205	International Practices and Designs in Scaffoldings	The assessment will be made for the competencies required by the trainee on skills, knowledge & understanding required by the professionals about the international practices in drawings, designs of scaffolds and various codal provisions followed in designing of scaffolds, specifications given. The assessment will be based on theory, viva- voice or practical.
005	SSD/VSQ/N0210	Plan, Organize & Monitor	The assessment will be made for the competencies required by the trainee on skills, knowledge & understanding required by the professionals about planning, organizing, and monitoring of their work to provide the expected outcomes efficiently & ensuring quality of the work in scaffolding works. The assessment will be based on theory, viva- voice or practical.
006	SSD/VSQ/N0206	Work with Safety, Health, and Environment	The assessment will be made for the competencies required by the trainee on skills, knowledge & understanding required by the professionals to ensure personal and co-worker safety, health & environmental protocols and measures while carrying out work/inspection in respect of scaffolding works. The assessment will be based on theory, viva- voice or practical.
007	DGT/VSQ/N0102	Employability Skills	The assessment will be made for the competencies required by the trainee on



Skill India
कौशल भारत - कुशल भारत

			skills, knowledge & understanding required
--	--	--	--



			by the professionals to generic skill in getting employment, financial dealing, digital literacy and communication with employer or customer. The assessment will be based on theory, viva- voice or practical.
--	--	--	---

Guidance for assessors

This qualification provides the performance criteria, skills and knowledge required to perform for the job role of Basic Scaffold Inspector at NSQF Level 4.5. The role is referred to as ‘Basic Scaffold Inspector.’

Brief job description: Basic Scaffold Inspector is responsible for Inspection of Scaffolding and certifies the compliances of scaffolding platform as per design, relevant specifications and ensure scaffolding safety for use of supported scaffolds up to a height of 20 meters. He is also responsible for advice on maintenance of documents, safe practices & compliances.

Personal attributes: He should be physically & mentally fit and should be able to provide advice on the suitability of scaffolds to meet the health and safety requirements about design and technical advice on scaffolding work and participate in work requiring higher level skills.

Introduction to assessments:

The assessment will be made based on the competencies required by the trainees to perform the job role of Basic Scaffold Inspector. The assessment will be based on understanding, practical demonstration and on the job training as defined in the performance criteria & practical skill defined in the qualification pack of the job role. The trainees will be required to complete a number of assignments to show their skills & understanding of the subject through theory, demonstration and practical performances.

Grading and pass percentage

1. The assessment consists of two categories:

- a. Practical Assessment - to assess the practical performance skills.
- b. Theory Assessment - to assess knowledge & understanding of the domain.



2. The weightage of the assessment will be:

- a. Practical Assessment - 50%
- b. Theory Assessment - 50%

3. Each NOS for its Performance Criteria (PC) has been assigned marks proportional to its importance. Proportion of marks for Theory and Practical has been marked NOS wise.

4. Questions on practical & theory will be formed in such a way as to provide outcome on maximum Performance Criteria and in proportional way within the NOS.

5. The assessment for the theory part will be based on written questions (short question, multiple choice & viva, or a combination of them) created/approved by the SSDF.

6. The assessment for the practical part will be based on practical conducted for trainees. In case of remote/on-line assessments, the practical's can be carried through proctors or practical questions formulated based on pictorially represented logical questions (based on pictures of practical & logical steps) created/approved by the SSDF.

7. The passing and grading criteria of each NOS & cumulative for QP will be as follows: -

- a. 70% or more than 70% - Grade "A"
- b. 60% or more than 60% but less than 70% - Grade "B"
- c. 50% or more than 50% but less than 60% - Grade "C"
- d. Less than 50% - Grade "Fail."
- e. Any candidate can ask for re-assessment in any of the NOSs or all the NOSs to improve his/her performance within three months from the date of publication of the results and after payment of the assessment fee. But if any candidate wants re-assessment after three months from the date of publication of results, he/she will have to appear in all the NOSs applicable for the qualification.



2.1 Performance/Skill Assessments

The performance/skill assessment will be conducted through demonstration/practical.

SSD/VSQ/N0201: Scaffoldings & Specifications- Performance/Skill Assessment

The trainee should demonstrate practical knowledge of several types of scaffolding systems and their components, including tubes, couplers, frames, base plates, ledgers, and guardrails. Assessment should focus on the ability to identify scaffold types suited to different site and load conditions, recognize working and defective components, and interpret technical specifications accurately.

SSD/VSQ/N0203: Scaffold Drawings & Designs -Performance/Skill Assessment

The trainee should demonstrate the ability to read, interpret, and apply scaffold design drawings and layout plans. Assessment should evaluate the trainee's understanding of elevation views, section diagrams, material specifications, and technical symbols used in scaffold design. Trainees should accurately extract key details such as tie locations, support spacing, bracing patterns, and access points from the drawings.

SSD/VSQ/N0204: Safety, Inspection and Documentation - Performance/Skill Assessment

The trainee should display a thorough understanding of scaffold safety procedures, regular inspection protocols, and proper documentation practices. Assessment should involve the ability to identify hazards, inspect scaffold components for defects, and ensure that erected scaffolds meet regulatory safety standards.

SSD/VSQ/N0205: International Practices and Designs in Scaffoldings - Performance/Skill Assessment

The trainee should demonstrate knowledge and practical understanding of internationally recognized scaffolding systems, such as Cup lock, Ring lock, and Kwik stage. Assessment should evaluate the ability to compare local and international scaffold standards, interpret global scaffold design documents, and apply international best practices in setup and safety. Trainees should show familiarity with global safety codes (e.g., OSHA, BS, EN) and their application in scaffolding design and erection.



SSD/VSQ/N0210: Plan, Organize & Monitor - Performance/Skill Assessment

The trainee should demonstrate the ability to plan scaffolding work efficiently, organize resources and workforce, and monitor execution in real time. Assessment should include evaluation of scaffold work planning documents, site layout preparation, scheduling of material delivery, and workforce coordination. Trainees should be able to track progress, resolve on-site issues, and ensure that scaffolding activities are aligned with project timelines and safety regulations.

SSD/VSQ/N0206: Work with Safety, Health, and Environment - Performance/Skill Assessment

The trainee should demonstrate consistent adherence to workplace safety, health, and environmental practices. Assessment should focus on the trainee's ability to identify potential hazards, implement control measures, and use appropriate PPE. Trainees should also show environmental awareness through proper material handling, waste management, and energy/resource conservation practices.

DGT/VSQ/N0102: Employability Skills

The trainee should demonstrate awareness of employability skills and effectively use job and learning portals. They must understand constitutional values, practice ethical behavior, and follow sustainable practices. The trainee should apply 21st-century skills like time management, critical thinking, and emotional awareness in the workplace. They must communicate clearly in basic English—spoken, written, and read—and prepare a career plan with defined goals. The trainee should follow communication etiquette, work well in teams, and behave inclusively with all genders and PwD, with awareness of the POSH Act.

Performance/Skill Assessments

The assessment will be conducted in a simulated working environment. Due to this fact, the assessors must note that the naturally occurring evidence of competence is unavailable or infrequent. Simulation must be undertaken in a Realistic Working Environment which provides an environment that replicates the key characteristics of the workplace in which the skill to be assessed is normally employed.

Scheduling the practical observations is flexible but to retain integrity of the assessment, they should be conducted as closely as possible to the written assessments.

Trainees are not permitted to use the observation checklist to work when completing the practical tasks but may familiarize themselves with it prior to an assessment.



It will be beneficial to take trainees through what is required in the practical assessments and the way in which each part will be graded. Trainees should have an opportunity to familiarize themselves with the way the tasks are graded.

Trainees may refer to their faculty for guidance on parts of the practical assignments only, though they should be aware that, especially for the practical assessments, the amount of guidance and support they are given may be reflected in the feedback and performance.

Knowledge Assessment

Synoptic test is an MCQ (Multiple Choice Question) test to assess the underpinning knowledge. The synoptic MCQ tests are externally set and externally marked.

This test is to be taken by the trainee after completion of all the units under controlled and invigilated conditions as closed-book test under the supervision of an assessor. Trainees can only achieve whole marks; half marks for partially answered questions are not permitted. Selection of two or more options will be marked as wrong.

The answers should be marked by pen only. The test may be conducted by the assessor in the oral mode, if required, considering the lack of reading and comprehending acumen (skills) of trainees. In such cases, the assessor will mention it on top of the MCQ submitted.

Grading criteria for Performance/Skill Assessments

NOS No.	Title	Performance s Knowledge Assessment Duration (Min)	Assessment Marks	Min. Passing marks	Assessment Result (Total Passing Marks)
SSD/VSQ/N0201	Scaffoldings and Specifications	75	100	50% of individual	50% of total NOS
SSD/VSQ/N0203	Scaffold Drawings & Designs.	37	100	NOS	weightage \geq



SSD/VSQ/N0204	Safety, Inspection and Documentation	66	100	and 50% overall as per NOS weightage	Pass 50% of total NOS weightage < Fail
SSD/VSQ/N0205	International Practices and Designs in Scaffoldings	51	100		
SSD/VSQ/N0210	Plan, Organize & Monitor	42	100		
SSD/VSQ/N0206	Work with Safety, Health and Environment	42	100		
DGT/VSQ/N0102	Employability Skills	47	50		
Total		360 Min	650 Marks		

2.2 Viva Assessment

Trainees may be required to take the viva test for their theory or their practical observation test which is an extended part of the practical observation and assessment. The viva assessments are externally set and externally marked.

2.3 Question papers for synoptic test

The question paper of the synoptic test is a confidential document. It will be held under the custody of SSDF/Assessment Agencies. The assessment agencies can be permitted to prepare the question papers and get them approved from SSDF. The centers need to follow the indenting process to obtain the question paper to administer the test.

2.4 Authenticity

Centers are reminded to check for authenticity of work where trainees may be using texts and the internet to complete tasks.



2.5 Feedback

Assessors must provide feedback on every occasion when a skills observation takes place. A proforma for feedback is included in this assessment guide.

2.6 Trainee records of coursework

Trainees should be encouraged to keep their work carefully in a portfolio or scrapbook. This may be an unfamiliar form of record keeping for some, but it is a good discipline which will benefit them when they progress in their learning and training.

2.7 Assessment sheets

The assessment records will be maintained as per the assessment sheet given in this document.

2.8 Codes of practice

Safe working practices, health and safety and codes of practice associated with the industry must always be adhered to.

2.9 Health and safety

The requirement to follow safe working practices is an integral part of all assessments and it is the responsibility of centers to ensure that all relevant health and safety requirements are in place before trainees start practical assessments.

Should a trainee fail to follow health and safety practice and procedures during an assessment, the assessment must be stopped and the trainee be advised of the reasons. In case of doubts, guidance should be sought from the SSDF.

2.10 Verification of assignments

By using marking checklists, verifiers can check that evidence for an assignment is complete and can ensure that allocation of marks has been fair and beyond dispute.

2.11 Internal quality assurance

Approved centers must have effective quality assurance systems to ensure optimum delivery and assessment of qualifications.



Quality assurance includes initial center approval, qualification approval and the Centre's own internal procedures for monitoring quality. Centers are responsible for internal quality assurance and SSDF and Assessment Agency are jointly responsible for external quality assurance.

Full details and guidance on the internal and external quality assurance requirements and procedures are provided by SSDF from time to time.

The Assessment Agencies are required to retain copies of trainees' assessment records and photographic evidence (in presence of trainee performing task) for three years after assessment. They can be asked by SSDF to provide these evidences as proof of assessment.

2.12 Evidence Collection by the Assessor

- The assessor needs to collect a copy of the attendance for the training done. The attendance sheet needs to be signed by the Training Centre Head.
- The Centre head also needs to declare that all the students appearing in the assessments have a minimum attendance of 70% for the training.
- The assessor needs to verify the authenticity of the candidate by checking the photo ID card issued by the institute as well as any one Photo ID card issued by the Central/ State Government.
- The same needs to be mentioned in the attendance sheet. Wherever required, the assessor can authenticate and cross verify trainee's credentials in the enrollment form.
- The assessor needs to punch the trainee's roll number on all the final job pieces of learners. Different sections can have alpha numbering such as if a student's roll number is 123 then the three pieces submitted by that student can be numbered as 123a, 123b and 123c.
- The assessor needs to take a group photograph of all the students along with the assessor standing in the middle and with the Centre name/banner at the back, as evidence.
- The assessor needs to carry a camera to click photographs of the trainees working on the job and give theory exam as evidence with geo tagged, timestamp.
- The assessor also needs to carry a photo ID card.
- In the Assessment Evidence Form (provided after the practical marks sheet), the assessor should place the final photographic evidence in the space provided as evidence, from appropriate angles/sides of the final job piece submitted.



Trainee Guidance

Information for trainees

The assessment requires a trainee to perform a combination of tasks as given below:

The trainee will be required to demonstrate the occupational skills, knowledge, understanding and competencies mentioned in the Qualification Pack.

Before the final assessments

The training partner (TP) will ensure that the trainees are ready for the assessment. The date and time of assessment would be intimated by the SSDF.

The trainee is required to reach the assessment venue at the scheduled date and time. TP is required to circulate/download the information regarding the assessment to the trainee. Failure to reach the assessment venue for the theory or the practical test as per the schedule would be considered absent. In exceptional cases, an assessor can give a maximum of half an hour of concession time for late coming.

The trainee is required to carry their Institutes photo ID card as well as a government issued photo ID card for verification on all days of assessments.

Any misbehavior/unethical practice by a trainee would lead to disqualification of the trainee.

The first assessment will have the theory test followed by practical and may be viva in smaller batches. (20- 30 trainees)

Assessments

Assessments for the job role of Basic Scaffold Inspector are conducted to gauge and assess the trainees' competencies and professional expertise as well as their skill and knowledge in the specified job role for.

During the practical task, trainees will be assessed on their workmanship, quality of finished products, time management, etc., based on the performance criteria (PC), knowledge and understanding and their professional and Basic Scaffold Inspector soft skills as specified in the qualification pack. They will be graded for all their



assessments based on the approved assessment strategy of the Qualification Pack. The performance criteria checklist as a guide for all qualifications is given in Practical Observation Checklist. Assessment tools and sample set of practical, theory & viva questions for each NOS, assessment evidence, overall summary, and NOS wise summary are also listed.

Practical Observation Checklist

Basic Scaffold Inspector					
1. Learner Name: _____ 2. Enrolment No: _____ 3. Centre: _____					
Guidance to assessors:					
1. The assessor must exhibit the observation checklist to the learners before the commencement of the practical and explain to them how the learners will be observed and graded during the practical assessment. However, the learners are not allowed to use the practical observation checklist during the assessment or task.					
2. The assessor must ensure that all the tools listed in the "List of Tools" are made available by the center to every learner being assessed.					
NOS/Module Name	Assessment Criteria for Performance Criteria/Learning Outcomes	Theory Marks	Practical Marks	Project Marks	Viva Marks
SSD/VSQ/N0201: Scaffoldings & Specifications	PC-1 Identification of several types of scaffolds, their components.	8	7	-	-
	PC-2 Determination of type of scaffold required as per site & load requirements.	5	5	-	-
	PC-3 Identification of working & faulty components and defect in the components.	5	5	-	-
	PC-4 Calculation of load on scaffold & optimum load.	5	5	-	-
	PC-5 Calculation of design load for the scaffold.	5	5	-	-



	PC6. Working requirements of components, tie-offs, supports etc. of the scaffoldings as per design requirement	7	8	-	-
	PC-7 Identification of types of fall protection for scaffolds, tie-offs, supports and ladders	8	7	-	-
	PC-8 Working out of fall protections required in the scaffold for various activities and effectiveness.	7	8	-	-
	NOS Total Marks	50	50	-	-
SSD/VSQ/N0203: Scaffold Drawings & Designs	PC-1 Reading and understanding of scaffold drawings.	8	7	-	-
	PC-2 Interpretations of scaffold drawings	5	5	-	-
	PC-3 Aid in preparations of Scaffold drawings.	5	5	-	-
	PC-4 Working out of design details of scaffolds as per Indian Standards for supported & mobile scaffoldings up to 20 meters height.	7	8	-	-
	PC-5 Working out of design details of scaffold as per International Standards of OSHA & BS standards for supported & mobile scaffoldings up to 20 meters height.	5	5	-	-
	PC-6 Checking of design details of scaffolds provided to him.	5	5	-	-
	PC-7 Working out details of fall protections, design and fall	8	7	-	-



	protection measures.				
	PC-8 Working out details of ladder/temporary ladder requirements & design.	7	8	-	-
	NOS Total Marks	50	50	-	-
SSD/VSQ/N0204: Safety, Inspection & Documentation	PC-1 Checking whether the scaffold is as per design & drawings.	7	8	-	-
	PC-2 Safety measures provided in scaffold preparation as per design & drawings.	8	7	-	-
	PC-3 Briefing & display for proper uses of scaffold to users.	5	5	-	-
	PC-4 Follow the step wise process of Inspection.	5	5	-	-
	PC-5 Checking each of inspection points of the scaffold.	5	5	-	-
	PC-6 Compliances of all inspection points & prepare inspection report.	8	7	-	-
	PC-7 Preparation & maintenance of documents as per inspection process.	7	8	-	-
	PC-8 Providing the inspection report to concerned official.	5	5	-	-
	NOS Total Marks	50	50	-	-



Skill India
कौशल भारत - कुशल भारत

SSD/VSQ/N0205: International Practices & Designs in Scaffoldings	PC-1 Basic working of design details of scaffold as per following international codes & practices. <ul style="list-style-type: none">● BS EN-12810/11/12, EN 74● NASC - TG20-13● SG4-10, SG6● OSHA, USA (29 CFR 1926.451)	10	10	-	-
	PC-2 International best practices followed in following countries/regions & industry standards. <ul style="list-style-type: none">● UK /Europe● USA● Australia● Gulf Countries	8	7	-	-
	PC-3 Checking of design details of scaffold as per international design standards.	7	8	-	-
	PC-4 Read, understand, and interpret international scaffold drawings.	8	7	-	-
	PC-5 Helping in preparations of Scaffold drawings as per international convention & practices.	5	5	-	-
	PC-6 Preparation & conduct inspection as per concerned codes & practices.	7	8	-	-



	PC-7 Preparation of documents as per practice in concerned region and reporting.	5	5	-	-
	NOS Total Marks	50	50	-	-
SSD/VSQ/N0210: Plan, Organize & Monitor	PC-1 Planning of resources, schedules, and timelines as per work timelines given by superiors.	8	7	-	-
	PC-2 Communicating with concerned co-workers & superiors.	5	5	-	-
	PC-3 Tasking to subordinates as per task & timelines.	5	5	-	-
	PC-4 Resource collection and provisioning.	5	5	-	-
	PC-5 Understanding hierarchy of the organization and communicating to concerned co-workers & superiors.	5	5	-	-
	PC-6 Briefing to subordinates about the schedule, sequence, timing & resources to subordinates.	5	5	-	-
	PC 7 Monitoring progress of work, management of resources, guidance to subordinates.	7	8	-	-
	PC-8 Reporting to superiors and keeping the other teams informed.	5	5	-	-
	PC-9 Documentations & compliances and report submission.	5	5	-	-



	NOS Total Marks	50	50	-	-
SSD/VSQ/N0206: Work with Safety, Health & Environment	PC-1 Identification of risks & hazards and emergency protocols at work sites.	5	5	-	-
	PC-2. Emergency evacuations processes in case of accidents, fires, or emergencies.	5	5	-	-
	PC-3 Use of personal protective Equipment's by self & subordinates/co-workers.	5	5	-	-
	PC-4 Storing & handling of tools, equipment & materials as per safety guidelines	3	2	-	-
	PC-5 Identification of health hazards issues and area at work site.	3	3	-	-
	PC-6 Ensuring healthy and working areas free from health hazards.	3	3	-	-
	PC-7 Use of earmarked sanitation area & facilities.	3	3	-	-
	PC-8 Ensuring good personal hygiene, sanitation habits, cleanliness, and safe disposal of waste.	3	3	-	-
	PC-9 Briefing subordinates on health, sanitation & cleanliness.	3	3	-	-
	PC-10 Maintain healthy, easy, helping, and stress-free working	2	3	-	-



	environment among co-workers & subordinates.				
	PC-11 Taking measures & methods to minimize waste of materials.	5	5	-	-
	PC-12 carrying waste & left-over materials as per protocol & in earmarked area for re-use & disposal	5	5	-	-
	PC-13 Minimum use of non-disposable plastic material and proper disposal.	5	5	-	-
	NOS Total Marks	50	50	-	-
DGT/VSQ/N0102:					
Employability Skills	PC- 1 Identify employability skills required for jobs in various industries	0.5	0.5	-	-
	PC- 2 Identify and explore learning and employability portals	0.5	0.5	-	-
	PC- 3 Recognize the significance of constitutional values, including civic rights and duties, citizenship, responsibility towards society etc. and personal values and ethics such as honesty, integrity, caring and respecting others, etc.	0.5	0.5	-	-
	PC- 4 Follow environmentally sustainable practices	0.5	0.5	-	-
	PC- 5 Recognize the significance of 21st Century Skills for employment	1	2	-	-



PC- 6 Practice the 21st Century Skills such as Self-Awareness, Behavior Skills, time management, critical and adaptive thinking, problem-solving, creative thinking, social and cultural awareness, emotional awareness, learning to learn for continuous learning etc. in personal and professional life	1	2	-	-
PC- 7 Use basic English for everyday conversation in different contexts, in person and over the telephone	0.5	1	-	-
PC- 8 Read and understand routine information, notes, instructions, mails, letters etc. written in English	1	1	-	-
PC- 9 Write short messages, notes, letters, e-mails etc. in English	1	1	-	-
PC- 10 Understand the difference between job and career	0.5	1	-	-
PC- 11 Prepare a career development plan with short- and long-term goals, based on aptitude	0.5	1	-	-
PC- 12 Follow verbal and non-verbal communication etiquette and active listening techniques in various settings	1	1	-	-
PC- 13 Work collaboratively with others in a team	1	1	-	-



Skill India
कौशल भारत - कुशल भारत

PC- 14 Communicate and behave appropriately with all genders and PwD	0.5	1	-	-
PC- 15 Escalate any issues related to sexual harassment at workplace according to POSH Act	0.5	1	-	-
PC- 16 Select financial institutions, products, and services as per requirement	0.5	0.5	-	-
PC- 17 Conduct offline and online financial transactions, safely and securely	0.5	1	-	-
PC- 18 Identify common components of salary and computing income, expenses, taxes, investments etc.	0.5	1	-	-
PC- 19 Identify relevant rights and laws and use legal aid to fight against legal exploitation	0.5	0.5	-	-
PC- 20 Operate digital devices and carry out basic internet operations securely and safely	1	2	-	-
PC- 21 Use e- mail and social media platforms and virtual collaboration tools to work effectively	1	1	-	-
PC- 22 Use basic features of word processor, spreadsheets, and presentations	1	1	-	-



Skill India
कौशल भारत - कुशल भारत

PC- 23 Identify diverse types of Entrepreneurship and Enterprises and assess opportunities for potential business through research	0.5	1	-	-
PC- 24 Develop a business plan and a work model, considering the 4Ps of Marketing Product, Price, Place and Promotion	1	1	-	-
PC- 25 Identify sources of funding, anticipate, and mitigate any financial/ legal hurdles for the potential business opportunity	0.5	1	-	-
PC- 26 Identify diverse types of customers	-	0.5	-	-
PC- 27 Identify and respond to customer requests and needs in a professional manner.	0.5	1	-	-
PC- 28 Follow appropriate hygiene and grooming standards	0.5	0.5	-	-
PC- 29 Create a professional Curriculum vitae (Résumé)	0.5	0.5	-	-
PC- 30 Search for suitable jobs using reliable offline and online sources such as Employment exchange, recruitment agencies, newspapers etc. and job portals, respectively	-	1	-	-
PC- 31 Apply to identify job openings using offline /online methods as per requirement	0.5	0.5	-	-



	PC- 32 Answer questions politely, with clarity and confidence, during recruitment and selection	0.5	0.5	-	-
	PC- 33 Identify apprenticeship opportunities and register for it as per guidelines and requirement	-	0.5	-	-
	Total Marks	20	30	-	-
Grand Total		320	330	-	-



Tools, materials, and consumable list

List of Tools and Equipment

Batch Size: 30

S. No.	Tool / Equipment Name	Specification	Quantity for specified Batch size
1	Podge spanner	Nos	3
2	Ring spanner	Nos	3
3	Open-End Spanner	Nos	3
4	Claw hammer	Nos	3
5	Mash hammer	Nos	3
6	Vernier caliper	Nos	3
7	Hack saw blade with frame	Nos	3
8	Line string	Nos	3
9	Knife	Nos	3
10	Wheel pulley	Nos	4
11	Drilling machine	Nos	1
12	Adjustable screw jack base plate	Nos	4
13	Spigot with bolts and nuts	Nos	10
14	H-frame Scaffold	Nos	1
15	Cup Lock System Scaffold (vertical, ledger, transom)	Nos/Set	2
16	Ring Lock system Scaffold	Nos/Set	1
17	Cross bracings	Nos	8
18	Extension pipes	Nos	4
19	Sole boards	Nos	4
20	GI Pipe 48.3 mm OD, 4mm thick	Nos	8
21	Swivel coupler	Nos	16



22	Right angle coupler	Nos	16
23	Putlog coupler	Nos	16
24	Sleeve coupler	Nos	16
25	Stairway set (including all components)	Nos/set	1
26	Ladder 6.0 mt	Nos	1
27	Ladder 3.0 mt	Nos	1
28	Ladder clamps(Suitable to ladder)	Nos	4
29	Toe guard	Nos	4
30	Wooden planks	Nos	10
31	Staircase tower scaffold with components (as per manufacturer)	Nos	1
32	Mobile tower scaffold with components (as per manufacturer)	Nos	1
33	Lifting appliances (wheel and rope)	Nos	2
34	Wheelbarrows	Nos	1
35	Safety Net	Nos	1
36	Steel scale	Nos	3
37	Try square	Nos	3
38	Spirit level	Nos	3
39	Plumb bob	Nos	3
40	Measuring tape	Nos	3
41	Safety Helmet	Nos	30
42	Face shield	Nos	5
43	Safety goggles	Nos	10
44	Safety shoes	Pair	30
45	Safety belt	Nos	5
46	Safety Harness	Nos	5



47	Ear defenders	Nos	10
48	Particle masks	Nos	5
49	Knee pad	Pair	10
50	Reflective jackets	Nos	5
51	Pencil	Packet	1
52	Cotton Hand - Gloves	Pair	10
53	Tools Bag	Set	1
54	message boards	Nos	1
55	Fire Extinguishers	Nos	3
56	Sand buckets	Nos	3
57	Barricading tape	Nos/Roll	5
<p>Classroom Aids The aids required to conduct sessions in the classroom are:</p> <ol style="list-style-type: none">1. Blackboard2. Marker3. Projector4. Working Models5. Open yard for practical			



Assessment Methods/Tools

SSD/VSQ/N0201: Scaffoldings and Specifications

Practical questions

Total Marks:50

Identify different components of scaffold. (As per material Available in Site)

B. Multiple choice questions

(5*10=50 marks)

1.	Which component is not typically part of a scaffolding system?			
	<input type="checkbox"/>	A. Base jack	<input type="checkbox"/>	B. Ledger
	<input type="checkbox"/>	C. Truss	<input type="checkbox"/>	D. Tie-off
2.	What does the design load of a scaffold refer to?			
	<input type="checkbox"/>	A. The maximum weight the scaffold can support at one time	<input type="checkbox"/>	B. The weight of the scaffold itself
	<input type="checkbox"/>	C. The number of people allowed on the scaffold	<input type="checkbox"/>	D. The distance between supports
3.	What is the primary purpose of fall protection in scaffolding?			
	<input type="checkbox"/>	A. Weather conditions	<input type="checkbox"/>	B. Color of the scaffold
	<input type="checkbox"/>	C. Load requirements	<input type="checkbox"/>	D. Site layout
4.	Which factor does not influence the type of scaffold selected for a job site?			
	<input type="checkbox"/>	A. Weather conditions	<input type="checkbox"/>	B. Color of the scaffold
	<input type="checkbox"/>	C. Load requirements	<input type="checkbox"/>	D. Site layout
5.	Which of the following is a true statement about scaffolding safety?			
	<input type="checkbox"/>	A. Defective components should be painted red	<input type="checkbox"/>	B. Only certified workers may erect scaffolds
	<input type="checkbox"/>	C. Scaffolds do not need regular inspection	<input type="checkbox"/>	D. All the above



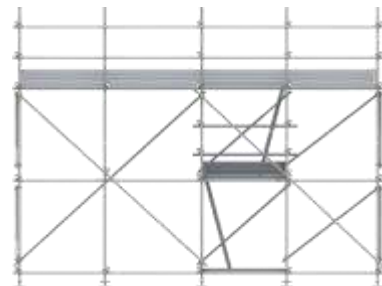
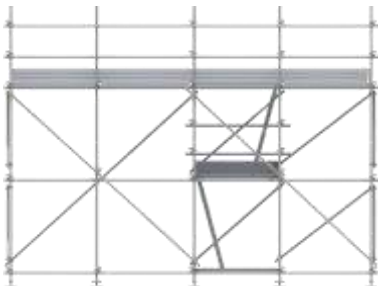
06	How often should scaffolding be inspected?			
	<input type="checkbox"/>	A. Once a year	<input type="checkbox"/>	B. Before each use
	<input type="checkbox"/>	C. Only after modifications	<input type="checkbox"/>	D. Every six months
07	Toe boards are optional for all types of scaffolds.			
	<input type="checkbox"/>	A. TRUE	<input type="checkbox"/>	B. FALSE
08	Which component helps prevent the scaffold from tipping?			
	<input type="checkbox"/>	A. Base plate	<input type="checkbox"/>	B. Guard rail
	<input type="checkbox"/>	C. Toe board	<input type="checkbox"/>	D. Mid rail
09	_____ is the process of tying a scaffold to a structure to enhance stability			
	<input type="checkbox"/>	A. Bracing	<input type="checkbox"/>	B. Anchoring
	<input type="checkbox"/>	C. Tying off	<input type="checkbox"/>	D. Shoring
10	What is the key consideration when calculating the load of a scaffold?			
	<input type="checkbox"/>	A. Height of the scaffold	<input type="checkbox"/>	B. Color of the materials
	<input type="checkbox"/>	C. Type of work being performed	<input type="checkbox"/>	D. Both A and C

SSD/VSQ/N0203: Scaffold Drawings s Designs

Practical questions

Total Marks:50

1. Identify Types of Bracing in the fig Below (40marks)



2. Explain the principle of scaffold? (Viva)

(10 marks)

B. Multiple choice questions

(50marks)

11	While planning a sketch/drawing for proposed scaffold is to be prepared?			
	<input type="checkbox"/>	A. To show the aesthetic design of the scaffold.	<input type="checkbox"/>	B. To provide detailed instructions for scaffold erection and layout.
	<input type="checkbox"/>	C. To list the materials needed for construction.	<input type="checkbox"/>	D. To illustrate the history of scaffolding.
12	What is the first step in interpreting a scaffold drawing?			
	<input type="checkbox"/>	A. Identifying the materials needed.	<input type="checkbox"/>	B. Understanding the scale and legend.
	<input type="checkbox"/>	C. Checking the color scheme.	<input type="checkbox"/>	D. Measuring the components.
13	If a scaffold drawing shows a series of horizontal lines connected to vertical lines, what is this most likely indicating?			
	<input type="checkbox"/>	A. The layout of the base plates	<input type="checkbox"/>	B. The positions of the ledgers and standards
	<input type="checkbox"/>	C. The placement of toe boards	<input type="checkbox"/>	D. Arrangement of safety nets



14	According to Indian Standards, what is the minimum width requirement for a working platform on a supported scaffold?			
	<input type="checkbox"/>	A. 300 mm	<input type="checkbox"/>	B. 450 mm
	<input type="checkbox"/>	C. 600 mm	<input type="checkbox"/>	D. 750 mm
15	As per Indian Standards, what is the maximum allowable spacing between scaffold standards (vertical members) for light duty scaffolds?			
	<input type="checkbox"/>	A. 1.5 meters	<input type="checkbox"/>	B. 2.0 meters
	<input type="checkbox"/>	C. 2.5 meters	<input type="checkbox"/>	D. 3.0 meters
16	What is the minimum height of top guard rail in scaffold?			
	<input type="checkbox"/>	A. 1000 mm	<input type="checkbox"/>	B. 900 mm
	<input type="checkbox"/>	C. 950 mm	<input type="checkbox"/>	D. 850 mm
17	As per BS standards, what is the maximum allowable spacing between scaffold standards (vertical members) for heavy duty scaffolds?			
	<input type="checkbox"/>	A. 1 meter	<input type="checkbox"/>	B. 1.8 meters
	<input type="checkbox"/>	C. 2 meters	<input type="checkbox"/>	D. 2.5 meters
18	Which is the method to rectify scaffold which is rejected by Inspector.			
	<input type="checkbox"/>	A. Scaffold materials to be changed.	<input type="checkbox"/>	B. Scaffold to be modified as per supervisor
	<input type="checkbox"/>	C. Scaffold to be dismantled and re-erected.	<input type="checkbox"/>	D. Scaffold can be used for a brief period.
19	Scaffold drawings are only necessary for the initial design phase of construction.			
	<input type="checkbox"/>	A. TRUE	<input type="checkbox"/>	B. FALSE
20	Which aspect is essential to check when verifying scaffold design details?			
	<input type="checkbox"/>	A. The color of the scaffold components	<input type="checkbox"/>	B. The availability of power outlets nearby



	<input type="checkbox"/>	C. The load-bearing capacity of scaffold components	<input type="checkbox"/>	D. The brand name of the scaffolding manufacturer
--	--------------------------	---	--------------------------	---

SSD/VSQ/N0204: Safety, Inspection and Documentation				
Practical questions			Total Marks:50	
Write at least 10 check points to be noted while inspecting and certifying a tube and coupler scaffolding? (Viva)				
B. Multiple choice questions			(5*8=40 marks)	
21	What is the first step in the scaffold inspection process?			
	<input type="checkbox"/>	A. Checking general stability	<input type="checkbox"/>	B. Ensuring all parts are present
	<input type="checkbox"/>	C. Checking if the scaffold matches design and drawings	<input type="checkbox"/>	D. Verifying worker certifications
22	Which of these is not a required document in scaffold inspection?			
	<input type="checkbox"/>	A. Inspection report	<input type="checkbox"/>	B. Design blueprint
	<input type="checkbox"/>	C. Worker's personal identification	<input type="checkbox"/>	D. Safety compliance certificate
23	What is the primary purpose of safety checks during scaffold inspection?			
	<input type="checkbox"/>	A. To ensure cost-effectiveness	<input type="checkbox"/>	B. To prevent accidents during its use
	<input type="checkbox"/>	C. To speed up the construction process	<input type="checkbox"/>	D. To comply with architectural aesthetics
24	What aspect of safety is checked during the scaffold inspection?			
	<input type="checkbox"/>	A. Comfort of the workers	<input type="checkbox"/>	B. Efficiency of work
	<input type="checkbox"/>	C. Compliance with design and safety measures	<input type="checkbox"/>	D. Time taken to erect the scaffold



25	What is essential to maintain after a scaffold inspection?			
	<input type="checkbox"/>	A. A photograph archive	<input type="checkbox"/>	B. Documentation as per inspection process
	<input type="checkbox"/>	C. Personal notes	<input type="checkbox"/>	D. A blog post
26	What determines the compliance of a scaffold inspection?			
	<input type="checkbox"/>	A. The number of workers involved	<input type="checkbox"/>	B. Meeting all inspection points
	<input type="checkbox"/>	C. The speed of the inspection process	<input type="checkbox"/>	D. Weather conditions during inspection
27	Which document is crucial for ensuring safety in scaffold use?			
	<input type="checkbox"/>	A. Design drawings	<input type="checkbox"/>	B. The original scaffold proposal
	<input type="checkbox"/>	C. A daily work log	<input type="checkbox"/>	D. The budget report
28	Scaffolds can be inspected by any worker on the construction site.			
	<input type="checkbox"/>	A. TRUE	<input type="checkbox"/>	B. FASLE

C. Short Question

(1*10marks=10 marks)

If a scaffold is designed to support a maximum load of 1500 kg and the combined weight of materials and workers on the scaffold is 1200 kg, what is the safety margin as a percentage & the % to which scaffold is currently loaded of its maximum capacity? **(Not more than 200 words)**



SSD/VSQ/N0205: International Practices and Designs in Scaffolding

Practical questions

Total Marks:50

Mention any two National and International standards each for scaffolding? (Viva)

Multiple choice questions

(5*10 =50 marks)

29	Which European standard specifically addresses the general requirements for prefabricated scaffold systems?			
	<input type="checkbox"/>	A. EN 74	<input type="checkbox"/>	B. BS EN 12810
	<input type="checkbox"/>	C. NASC TG20-13	<input type="checkbox"/>	D. SG6
30	According to EN 74, what is the primary focus of this standard?			
	<input type="checkbox"/>	A. Prefabricated scaffold systems	<input type="checkbox"/>	B. Couplers, spigot pins, and base plates
	<input type="checkbox"/>	C. Design and drawing preparation.	<input type="checkbox"/>	D. Fall protection measures
31	NASC TG20-13 provides guidelines for which aspect of scaffold design?			
	<input type="checkbox"/>	A. Inspection frequency	<input type="checkbox"/>	B. Tube and fitting scaffolding design and best practices.
	<input type="checkbox"/>	C. Personal protective equipment	<input type="checkbox"/>	D. Load calculations
32	What aspect of scaffolding safety does the SG4-10 guidelines primarily focus on?			
	<input type="checkbox"/>	A. Material specifications for scaffold components	<input type="checkbox"/>	B. Guidelines for scaffold erection and dismantling procedures
	<input type="checkbox"/>	C. Recommendations for the inspection and maintenance of scaffolds	<input type="checkbox"/>	D. Standards for the safe use and operation of scaffolds



33	According to international standards, what is the primary purpose of regular scaffold inspections?			
	<input type="checkbox"/>	A. Ensuring compliance with environmental regulations	<input type="checkbox"/>	B. Identifying potential hazards and risks associated with scaffold use
	<input type="checkbox"/>	C. Monitoring worker productivity on construction sites	<input type="checkbox"/>	D. Evaluating the quality of materials used in scaffold construction
34	What does the load capacity of scaffolding primarily refer to?			
	<input type="checkbox"/>	A. The weight of materials used in scaffold construction	<input type="checkbox"/>	B. The maximum weight the scaffold structure can support safely
	<input type="checkbox"/>	C. The number of workers allowed on the scaffold simultaneously	<input type="checkbox"/>	D. The duration for which the scaffold can remain erected without maintenance
35	Which of the following are key design details that must be considered when planning and constructing scaffolding on a construction site?			
	<input type="checkbox"/>	A. The color of the scaffold components	<input type="checkbox"/>	B. The maximum load capacity of the scaffold
	<input type="checkbox"/>	C. The number of workers allowed on the scaffold simultaneously	<input type="checkbox"/>	D. The brand of the scaffold or its manufacturer
36	What is a crucial aspect of scaffold assembly in ensuring safety?			
	<input type="checkbox"/>	A. Choosing the color of the scaffold components	<input type="checkbox"/>	B. Deciding the number of workers allowed on the scaffold simultaneously
	<input type="checkbox"/>	C. Ensuring proper alignment and connection of scaffold components	<input type="checkbox"/>	D. Determining the characteristics of safety harnesses worn by workers on the scaffold.
37	International scaffold drawings must be understood and interpreted as per _____ conventions and practices			



	<input type="checkbox"/>	A. local	<input type="checkbox"/>	B. International
	<input type="checkbox"/>	C. outdated	<input type="checkbox"/>	D. None of the above
38	SG4-10 and SG6 are part of the OSHA standards.			
	<input type="checkbox"/>	A. TRUE	<input type="checkbox"/>	B. FALSE



SSD/VSQ/N0210: Plan, Organize s Monitor

Practical questions

Total Marks:50

How does a person understand the target and timeline set by Management to perform the scaffold task at the construction site? (Viva)

B. Multiple choice questions

(5*10=50 marks)

39	For a scaffolding project, the planning of resources must be aligned with the work _ provided by project managers.			
	<input type="checkbox"/>	A. expectations	<input type="checkbox"/>	B. timelines
	<input type="checkbox"/>	C. preferences	<input type="checkbox"/>	D. entertainment
40	In scaffolding, what is the primary goal of planning resources?			
	<input type="checkbox"/>	A. To minimize material costs	<input type="checkbox"/>	B. To ensure timely setup and dismantling
	<input type="checkbox"/>	C. To decorate the construction site	<input type="checkbox"/>	D. To limit communication with other departments
41	Effective _____with co-workers and superiors is essential for ensuring safety and efficiency in scaffolding projects.			
	<input type="checkbox"/>	A. competition	<input type="checkbox"/>	B. communication
	<input type="checkbox"/>	C. conflict	<input type="checkbox"/>	D. negotiation
42	Effective communication in a scaffolding project should be directed towards:			
	<input type="checkbox"/>	A. Only the site manager	<input type="checkbox"/>	B. Scaffolders, safety officers, and project managers
	<input type="checkbox"/>	C. Only the clients	<input type="checkbox"/>	D. Only external contractors
43	Regular scaffolding work progress is crucial for timely adjustments and ensuring compliance with safety standards.			
	<input type="checkbox"/>	A. ignoring	<input type="checkbox"/>	B. monitoring
	<input type="checkbox"/>	C. postponing	<input type="checkbox"/>	D. cancellation



44	In scaffolding, planning, organizing, and monitoring work only involves internal stakeholders.			
	<input type="checkbox"/>	A. TRUE	<input type="checkbox"/>	B. FALSE
45	Documentation in scaffolding projects is unnecessary if no accidents occur.			
	<input type="checkbox"/>	A. TRUE	<input type="checkbox"/>	B. FALSE
46	Who should be regularly updated about the scaffolding project's progress?			
	<input type="checkbox"/>	A. Only the lowest level of workers	<input type="checkbox"/>	B. Only the interns
	<input type="checkbox"/>	C. Supervisors, safety officers, and other relevant teams	<input type="checkbox"/>	D. Only external stakeholders
47	What is an expected outcome of effective project monitoring in scaffolding?			
	<input type="checkbox"/>	A. Decreased team morale	<input type="checkbox"/>	B. Increased errors
	<input type="checkbox"/>	C. Improved safety and project efficiency	<input type="checkbox"/>	D. Reduced worker communication
48	Why is documentation and compliance critical in scaffolding projects?			
	<input type="checkbox"/>	A. For maintaining personal records	<input type="checkbox"/>	B. For ensuring safety and regulatory adherence
	<input type="checkbox"/>	C. Both A and B	<input type="checkbox"/>	D. None of the above



SSD/VSQ/N0206: Work with Safety, Health, and Environment

A. Practical questions

Total Marks:50

Mentioning minimum 10 hazards of Scaffolding Erection & Dismantling process (Viva)

B. Multiple choice questions

(5*6 =30 marks)

49	To minimize environmental impact, scaffolding materials should be managed with care for _____.			
	<input type="checkbox"/>	A. reuse and proper disposal	<input type="checkbox"/>	B. artistic display
	<input type="checkbox"/>	C. resale	<input type="checkbox"/>	D. storage only
50	Proper storage and handling of which items are crucial for safety on a scaffolding site?			
	<input type="checkbox"/>	A. Food	<input type="checkbox"/>	B. Clothing
	<input type="checkbox"/>	C. Tools and materials	<input type="checkbox"/>	D. Personal belongings
51	Proper _____ must always be worn to ensure safety on scaffolding sites.			
	<input type="checkbox"/>	A. uniforms	<input type="checkbox"/>	B. personal protective equipment
	<input type="checkbox"/>	C. jewelry	<input type="checkbox"/>	D. casual wear
52	How should waste materials be managed on a scaffolding site?			
	<input type="checkbox"/>	A. Disposed of anywhere	<input type="checkbox"/>	B. Left on-site
	<input type="checkbox"/>	C. Carried to earmarked areas for reuse or disposal	<input type="checkbox"/>	D. Burned on-site



53	It is acceptable to dispose of waste materials from scaffolding anywhere on the construction site.			
	<input type="checkbox"/>	A. TRUE	<input type="checkbox"/>	B. FALSE
54	What is the primary purpose of identifying risks and hazards at a scaffolding site?			
	<input type="checkbox"/>	A. To increase productivity	<input type="checkbox"/>	B. To minimize incidents or accidents
	<input type="checkbox"/>	C. Enhancing entertainment	<input type="checkbox"/>	D. To reduce costs
C. [Long-type Question]		(1*20 marks=20 marks)		
c. Discuss some of the common risks associated with scaffold erection on construction sites.				
d. Why is it important to identify and mitigate these risks during the scaffold erection process, and how can workers and supervisors minimize the likelihood of accidents or injuries?				
e. Provide examples of specific hazards or challenges encountered during scaffold erection. (Not more than 300 words)				



DGT/VSQ/N0102: Employability Skills

Practical questions
Marks:50

Total

Explain 4Ps of Marketing? (Viva) (30 Marks)

B. Multiple choice questions

(5*4 =20 marks)

55	Which of the following is crucial for becoming a professional in the 21st century?			
	<input type="checkbox"/>	A. Using complex jargon in everyday conversation	<input type="checkbox"/>	B. Recognizing the importance of 21st-century skills like critical thinking and problem-solving
	<input type="checkbox"/>	C. Avoiding collaboration with others	<input type="checkbox"/>	D. Refusing to adapt to modern technologies
56	What is the purpose of setting a career development plan?			
	<input type="checkbox"/>	A. To outline a series of unrelated jobs	<input type="checkbox"/>	B. To help organize short- and long-term professional goals
	<input type="checkbox"/>	C. To limit professional growth	<input type="checkbox"/>	D. To discourage continuous learning
57	Which skill is essential for effective communication in various settings?			
	<input type="checkbox"/>	A. Only speaking loudly to ensure hearing	<input type="checkbox"/>	B. Ignoring what others say
	<input type="checkbox"/>	C. Following communication etiquette and active listening techniques	<input type="checkbox"/>	D. Always avoiding eye contact
58	What is one of the main objectives when using basic English skills in the workplace?			
	<input type="checkbox"/>	A. To communicate less effectively	<input type="checkbox"/>	B. To use complex vocabulary that few understand



	<input type="checkbox"/>	C. To use basic English for everyday conversations and written communications	<input type="checkbox"/>	D. To avoid learning new vocabulary
--	--------------------------	---	--------------------------	-------------------------------------



Assessment Evidence Form

Trainee name:

Trainee roll number:

Centre name/ Code Date:

This is to confirm that the trainee has handed over the final job to the assessor. (For each task separate sheet can be used).

Assessor to affix photographs of the practical output (end product)

Trainee's signature:

Trainee's name (please print):

Assessor's signature:

Assessor's name (please print):

Centre Head's seal and signature:



Assessment summary

Assessor's comments

.....

.....

.....

This is to confirm that the trainee has undertaken the assessment for the job role of Basic Scaffold Inspector.

Trainee's signature:

Trainee's name (please print):

Assessor's signature:

Assessor's name (please print):



Centre Head's seal and signature:

Trainee's photo ID (other than the Institute ID):

Assessment completion date:



Assessment Summary Sheet

 SAFETY SKILL DEVELOPMENT FOUNDATION ASSESSMENT SUMMARY SHEET Qualification Pack - Basic Scaffold Inspector. 												
Training Provider: Affiliation No.					Batch ID:				Training Centre Name & Address:			
Candidate Detail:					Roll No.: Name:				Roll No.: Name:			
Assessment Summary:												
NOS No.	Weightage of the NOS	Allotted (Marks)			Marks Obtained				Marks Obtained			
		Skill (Practical)	Knowledge		Skill (Practical)	Knowledge			Skill (Practical)	Knowledge		
			Theory	Project		Theory	Project	% per Nos		Theory	Project	% per Nos
SSD/VSQ/N0201	21%	50	50	0								
SSD/VSQ/N0203	11%	50	50	0								
SSD/VSQ/N0204	21%	50	50	0								
SSD/VSQ/N0205	16%	50	50	0								
SSD/VSQ/N0210	10%	50	50	0								
SSD/VSQ/N0206	11%	50	50	0								
DGT/VSQ/N0102	10%	30	20	0								
Total Marks	100	330	320	0								
		650										
Minimum pass % to qualify	50%	50% in each NOS and 50% overall			Pass/Fail							
Assessors Name: Assessing Body Representative Name: Assessment Agency:								Signature: Signature: Signature:				